

ARTS AND CULTURAL ACTIVITIES IN 2024

In this edition of Culture Bytes, we highlight key statistics on arts and cultural activities in 2024¹ with a focus on live performing arts, entertainment, and heritage events as published in the [Singapore Cultural Statistics 2025 Report](#).² The Singapore Cultural Statistics, published annually since 2008, provides an update on the state of the arts and cultural landscape in Singapore.

AT A GLANCE

EVENTS & EXHIBITIONS

LIVE & DIGITAL

12,815

performing arts and entertainment events took place in 2024³

26

changing exhibitions presented across our National Museums⁴

1,139

visual arts exhibitions were held⁵

30,436

total exhibition days⁵ for visual arts exhibitions

OPPORTUNITIES TO PARTICIPATE IN OUR COMMUNITY SPACES

COMMUNITY CLUBS

RESIDENTS' COMMITTEES

RESIDENTS' NETWORKS

NEIGHBOURHOOD COMMUNITIES

16,030

performing arts courses⁶

2,551

performing arts interest groups⁷

2,543

visual arts courses⁶

197

visual arts interest groups⁷

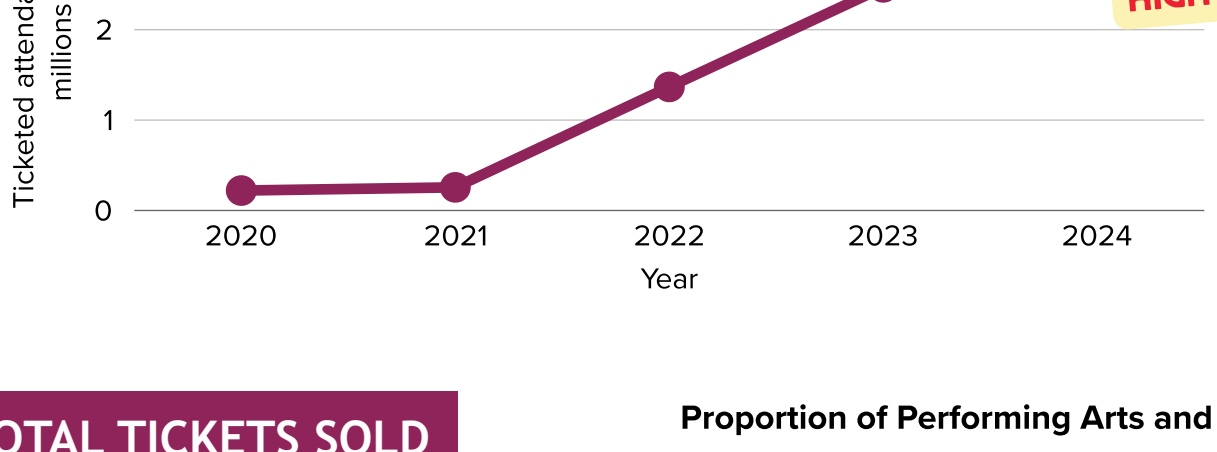
PERFORMING ARTS AND ENTERTAINMENT EVENTS

TICKETED ATTENDANCE

Live performing arts and entertainment set a new record, with ticketed attendance climbing to 3.2 million.⁸

Live Ticketed Attendance

2020-2024 | in millions

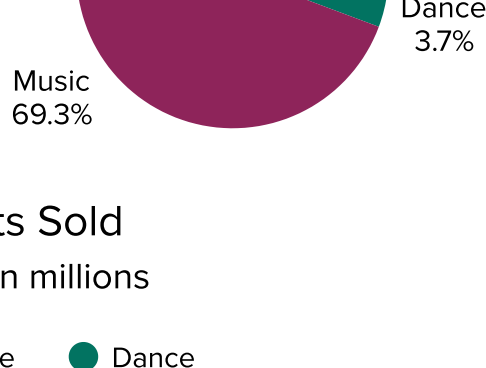


TOTAL TICKETS SOLD

Proportion of Performing Arts and Entertainment Tickets Sold in 2024

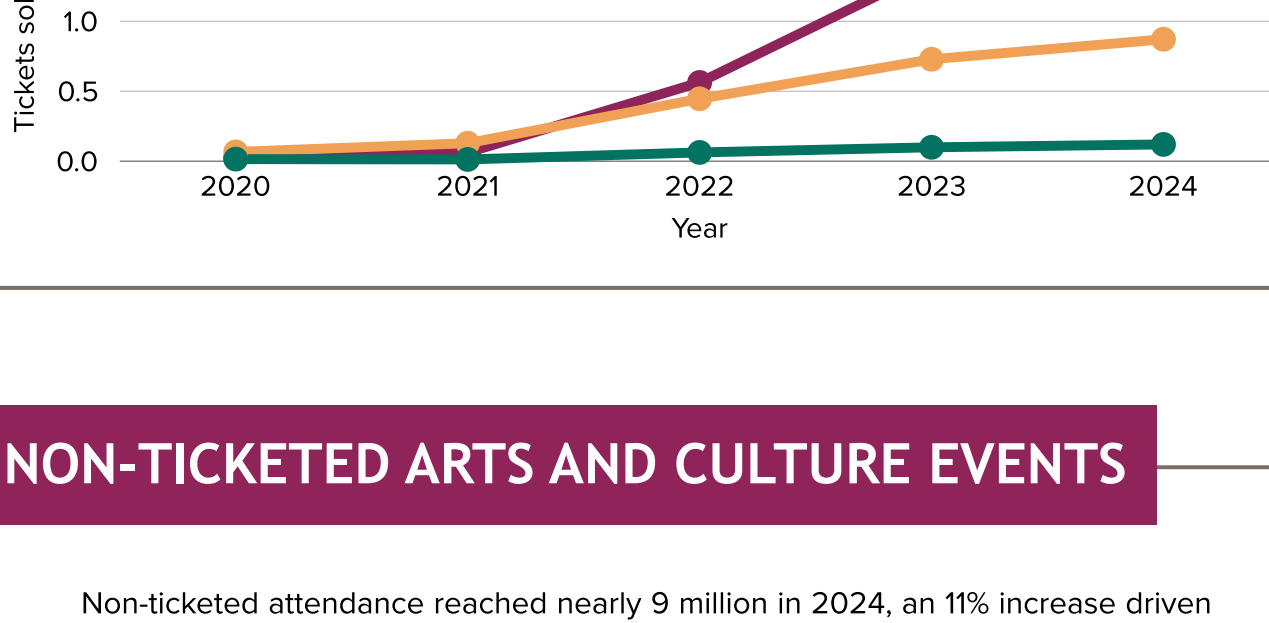
The largest growth was seen in ticketed live music.

This was due to an increase in live pop and rock concerts by international artists in 2024, by musicians such as Bruno Mars, Coldplay and Taylor Swift.⁹



Total Tickets Sold

2020 - 2024 | in millions




NON-TICKETED ARTS AND CULTURE EVENTS

Non-ticketed attendance reached nearly 9 million in 2024, an 11% increase driven by in-person heritage events.¹⁰

Non-Ticketed Attendance

2020-2024 | In-person | in millions



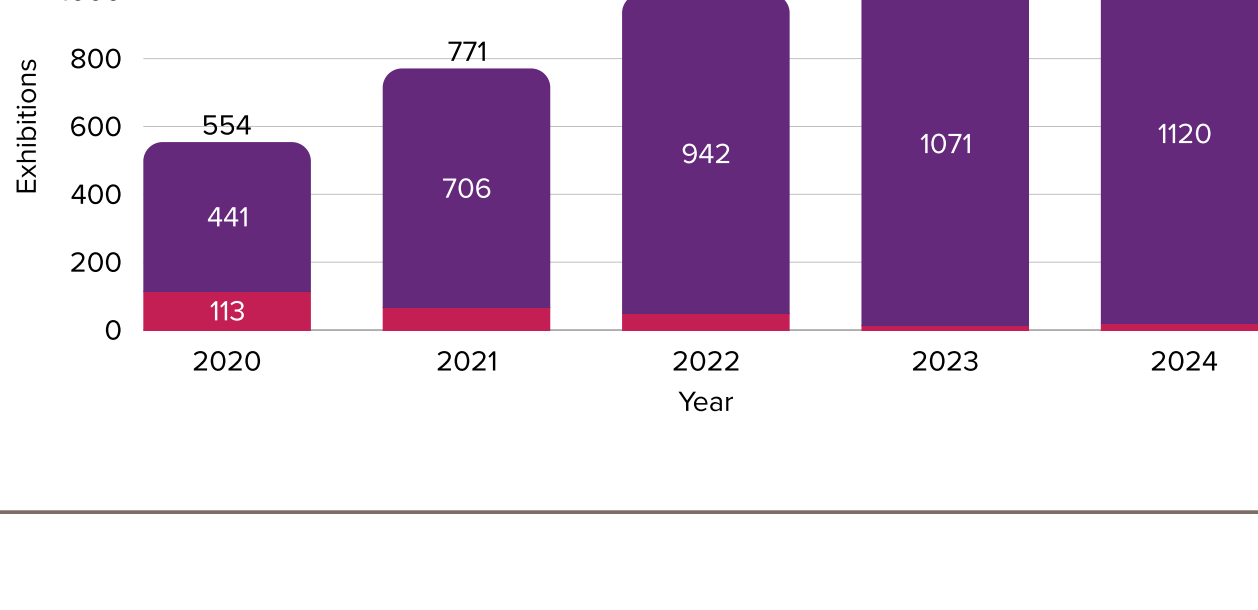
In 2024, NHB's signature festivals attracted over 2.7 million attendees while its travelling exhibitions and outreach programmes accounted for 3.8 million attendees. Of special note, NHB's Love Kebaya¹¹ travelling exhibition saw a million attendees, and was held in conjunction with the joint nomination of Kebaya on the UNESCO Representative List of Intangible Cultural Heritage of Humanity.

VISUAL ARTS EXHIBITIONS

The total number of visual arts exhibitions reached 1,139 in 2024, the highest level recorded since data collection began in 2010.⁵

Number of Visual Arts Exhibitions

2020-2024



End Notes

- 1.Data are the latest available at the time of publication of the Singapore Cultural Statistics. Some statistics, particularly those for the most recent time periods, may be provisional and subject to revision at a later date.
- 2.[Singapore Cultural Statistics Report 2025](#), Culture Academy, Ministry of Culture, Community & Youth.
- 3.SCS *Report 2025*, Table 1: No. of Performing Arts and Entertainment Events. Performing arts events refer to performances of folk, traditional, classical and contemporary forms of dance, music (e.g. classical, traditional music etc) and theatre. Entertainment events refer to large scale performances of contemporary music (e.g. pop/rock concerts).
- 4.SCS *Report 2025*, Table 3: No. of Changing Exhibitions at National Museums. A changing exhibition refers to a temporary exhibition displaying historical and contemporary art or artefacts drawn from the National Collection or external collections. Our National Museums refer to the following arts and heritage institutions: Asian Civilisations Museum, National Gallery Singapore, National Museum of Singapore, Peranakan Museum, and Singapore Art Museum.
- 5.SCS *Report 2025*, Table 2: No. of Visual Arts Exhibitions. Visual arts refer to public exhibitions of abstract or representational art objects such as painting, sculpture, pottery, ceramics, creative photography, installation art and multi-media art. Applied arts such as film, graphic design, jewellery design and handicrafts are excluded. Visual arts exhibitions may be held in-person or accessed digitally through electronic media or the Internet e.g. a virtual exhibition. Exhibition days refer to the total number of days over which an exhibition is held. It does not include opening day/reception, exhibitions which are by appointment/for private viewing only, and permanent exhibitions of any museum. Total levels for 2020 and 2021 included indivisible digital and hybrid exhibitions and exhibition days data. Divisible data in 2020 and 2021 may not add up to the total.
- 6.SCS *Report 2025*, Table 8: No. of Performing and Visual Arts Courses Conducted by Community Clubs and Residents' Committees/Residents' Networks/Neighbourhood Committees. Performing arts and visual arts courses refer to dance, music & vocal, speech & drama, and visual arts courses organised by the People's Association and conducted by community clubs and residents' committees, residents' networks or neighbourhood committees.
- 7.SCS *Report 2025*, Table 9: No. of Performing and Visual Arts Interest Groups in Community Clubs and Residents' Committees/Residents' Networks/Neighbourhood Committees. Performing arts and visual arts interest groups refer to dance, music & vocal, speech & drama, and visual arts interest groups organised by People's Association in community clubs and residents' committees, residents' networks or neighbourhood committees.
- 8.SCS *Report 2025*, Table 5: Ticketed Attendance at Performing Arts and Entertainment Events. Ticketed attendance refers to attendance at performing arts and entertainment events that require a ticket for entry.
- 9.SCS *Report 2025*, Table 6: Ticket Sales for Performing Arts and Entertainment Events.
- 10.SCS *Report 2025*, Table 7: Non-Ticketed Attendance at Arts and Cultural Events. These refer to non-ticketed live performing arts events organised and supported by the National Arts Council, The Esplanade Company Ltd and People's Association. They also refer to non-ticketed in-person outreach events organised by the National Heritage Board (NHB) and include community outreach activities organised by NHB institutions and museums, including the Singapore Night Festival and Singapore HeritageFest. Attendance figures exclude incidental viewership and events where attendance figures are unable to be determined. Non-ticketed in-person heritage events may also include some performing arts elements.
- 11.National Heritage Board, ["National Heritage Board Launches Love, Kebaya Travelling Exhibition"](#) media release, 4 April 2023.
- 12.From 2017 onwards, film-related data is available from the Infocomm Media Development Authority (www.imda.gov.sg) while library-related data is available from the National Library Board (www.nlb.gov.sg). Film-related data where included in the Singapore Cultural Statistics is not reflective of the film sector as a whole.

Brought to you by